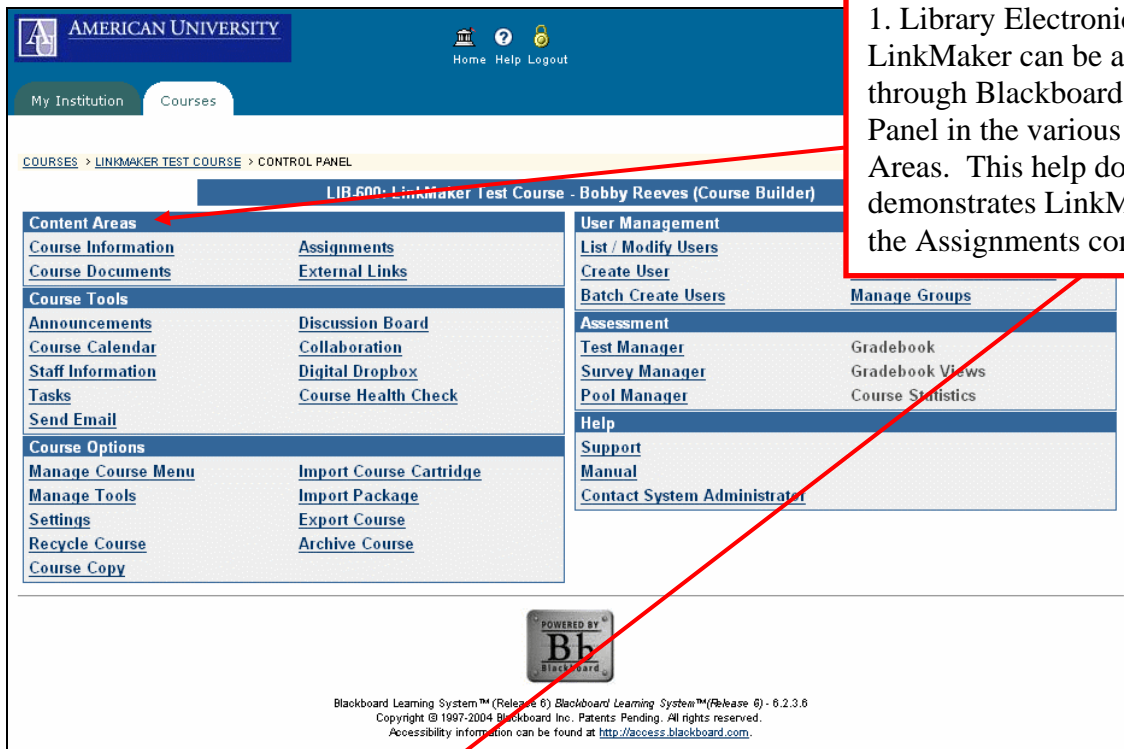


# Using BlackBoard's LinkMaker program with *Economist Intelligence Unit (EIU) Country Reports*



AMERICAN UNIVERSITY

Home Help Logout

My Institution Courses

COURSES > LINKMAKER TEST COURSE > CONTROL PANEL

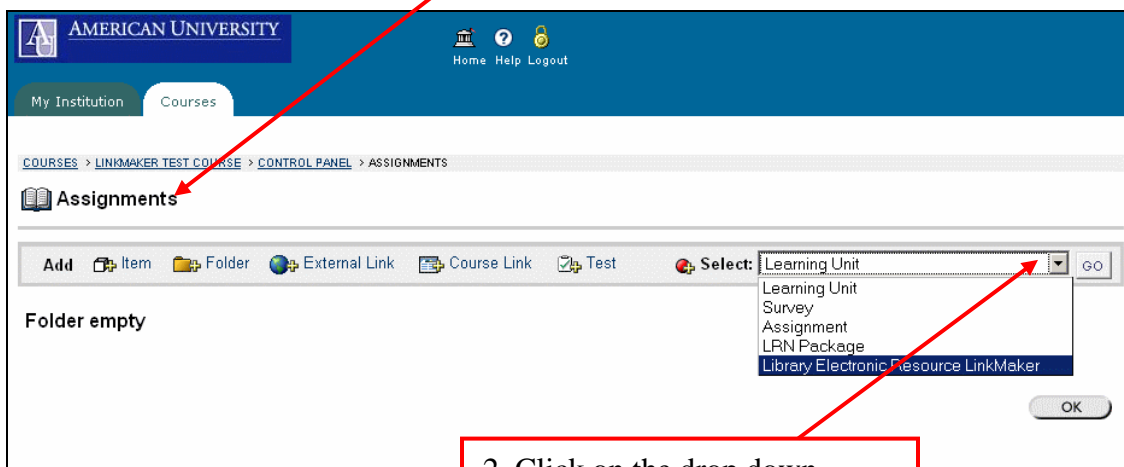
LIB 600: LinkMaker Test Course - Bobby Reeves (Course Builder)

<b>Content Areas</b>	<b>Assignments</b>	<b>User Management</b>
<a href="#">Course Information</a>	<a href="#">External Links</a>	<a href="#">List / Modify Users</a>
<a href="#">Course Documents</a>		<a href="#">Create User</a>
<b>Course Tools</b>		<a href="#">Batch Create Users</a>
<a href="#">Announcements</a>	<a href="#">Discussion Board</a>	<a href="#">Manage Groups</a>
<a href="#">Course Calendar</a>	<a href="#">Collaboration</a>	<b>Assessment</b>
<a href="#">Staff Information</a>	<a href="#">Digital Dropbox</a>	<a href="#">Test Manager</a>
<a href="#">Tasks</a>	<a href="#">Course Health Check</a>	<a href="#">Survey Manager</a>
<a href="#">Send Email</a>		<a href="#">Pool Manager</a>
<b>Course Options</b>		<a href="#">Gradebook</a>
<a href="#">Manage Course Menu</a>	<a href="#">Import Course Cartridge</a>	<a href="#">Gradebook Views</a>
<a href="#">Manage Tools</a>	<a href="#">Import Package</a>	<a href="#">Course Statistics</a>
<a href="#">Settings</a>	<a href="#">Export Course</a>	<b>Help</b>
<a href="#">Recycle Course</a>	<a href="#">Archive Course</a>	<a href="#">Support</a>
<a href="#">Course Copy</a>		<a href="#">Manual</a>
		<a href="#">Contact System Administrator</a>

POWERED BY Blackboard

Blackboard Learning System™ (Release 6) Blackboard Learning System™ (Release 6) - 6.2.3.6  
Copyright © 1997-2004 Blackboard Inc. Patents Pending. All rights reserved.  
Accessibility information can be found at <http://access.blackboard.com>.

1. Library Electronic Resource LinkMaker can be accessed through Blackboard's Control Panel in the various Content Areas. This help document demonstrates LinkMaker within the Assignments content area.



AMERICAN UNIVERSITY

Home Help Logout

My Institution Courses

COURSES > LINKMAKER TEST COURSE > CONTROL PANEL > ASSIGNMENTS

**Assignments**

Folder empty

Add Item Folder External Link Course Link Test **Select:** Learning Unit

- Learning Unit
- Survey
- Assignment
- LRN Package
- Library Electronic Resource LinkMaker

2. Click on the drop down arrow after the "Select" option, choose "Library Electronic Resource LinkMaker" and then click the "Go" button to access the LinkMaker function.

AMERICAN UNIVERSITY  
Home Help Logout

My Institution Courses

COURSES > LINKMAKER TEST COURSE > CONTROL PANEL > ASSIGNMENTS > ADD LIBRARY RESOURCE LINK

### Add Library Resource Link

**1 Enter Information**

Search  **Databases** Library Catalog Reserves Staff Only **LinkMaker Help: Help**

Link URL, cut from window

Citation Information

Resource Title

Choose Color of the Title  Pick

Cancel Submit

3. Click on the "Databases" button and then select *EIU Country Reports* from the menu.

- Art Images Collection
- ARTFL (French Literature)
- ARTstor
- Banking Information Source
- Business & Company Resource Center
- Career and Technical Education
- Carroll's GovSearch
- Columbia International Affairs Online / CIAO
- Contemporary Authors, Contemporary Literary Criticism Select (CLC Select)
- CQ Congress Collection
- CQ Researcher
- CQ Voting & Elections Collection
- Dissertation Abstracts International
- EBO: Encyclopaedia Britannica Online
- eHRAF--Ethnography, (Human Relations Area Files: Collection of Ethnographic Documents)
- Eighteenth Century Collections Online
- EIU Country Reports**
- EIU Executive Briefing
- Evans Digital Edition
- Grove Dictionary of Art
- HeinOnline (Law Journals)
- IEEE Computer Society Library

eiu.com **Economist Intelligence Unit** The Economist

Search  **SEARCH** Advanced search Search help

Contact us | Hide descriptions | Help | Logout

Home

Welcome American University users

Navigate by region or country

Click on a region in the map below, or select from the list.

Country home pages

Choose region/country

Home

- All titles
- All countries
- Africa/Middle East
- Americas
- Asia
- Europe

**EIU websites**

Navigate by service

**Country Report**  
In-depth analysis of political and economic trends in nearly 200 countries

Select a country  
Choose country/region

**Executive Briefing**  
Executive Briefing

**Country Profile**  
Background and historical context of current economic and political events for over 200 countries

Select a country  
Choose country/region

Albania  
Algeria  
Angola  
Argentina

An Economist Intelligence Unit briefing paper sponsored by Cisco Systems

AT&T Cisco  
An AT&T and Cisco Systems survey and white paper in cooperation with the Economist Intelligence Unit

**Stanford Executive Program**

APPLY TODAY

The rise of the

4. Search the *EIU Country Reports* site for the report that you want to create a link to.

\* Note: This documentation assumes familiarity with the *EIU Country Reports* database. If you need assistance in choosing or searching a particular database, contact a reference librarian by calling the AU reference desk at x3238.

Address [http://portal.eiu.com/index.asp?layout=country&geography\\_id=1740000174](http://portal.eiu.com/index.asp?layout=country&geography_id=1740000174) Go

**eiu.com** Economist Intelligence Unit The Economist

Contact us | Register | Help | Logout  
Home :: Europe :: Portugal

**Portugal**

Latest reports

**Country Report**  
[html](#) | [pdf](#) June 2005 Updater  
[html](#) | [pdf](#) April 2005 Main report  
[Archive](#) | [Product description](#)

**Country Profile**  
[html](#) | [pdf](#) 2004 Main report  
[Archive](#) | [Product description](#)

**Map of Portugal**

Navigate by topic

Find the content you need by choosing the broad subject category, then selecting the specific topic

**Step 1: choose broad category**

- Bond market
- Budget
- Capital account
- Capital spending
- Central bank
- Consumer spending
- Consumption
- Currency
- Current account
- Data

**Step 2: select specific topic**

5. Open the target article so the full-text is displayed on the screen.

6. Cut and paste the URL from the browser's address box and the citation information into LinkMaker. Edit the citation information as necessary.

AMERICAN UNIVERSITY Home Help Logout

My Institution Courses

COURSES > LINKMAKER TEST COURSE > CONTROL PANEL > ASSIGNMENTS > ADD LIBRARY RESOURCE LINK

**Add Library Resource Link**

**1 Enter Information**

Search  Databases Library Catalog Reserves Staff Only LinkMaker Help:

Link URL, cut from window

Citation Information

Resource Title

Choose Color of the Title

Editing tip: Use your keyboard "Ctrl" + "c" keys to cut and "Ctrl" + "v" keys to paste highlighted text, or access an editing menu by highlighting the desired information and right-clicking your mouse.

AMERICAN UNIVERSITY

Home Help Logout

My Institution Courses

COURSES > LINKMAKER TEST COURSE > CONTROL PANEL > ASSIGNMENTS > ADD LIBRARY RESOURCE LINK

### LIB Link Add Library Resource Link

**1 Enter Information**

Search Databases Library Catalog

Link URL, cut from window

Citation Information

Resource Title

Choose Color of the Title

Available  Yes  No

Do you want to track number of views  Yes  No

Launch Item in external window  Yes  No

**2 Submit**

Click **Submit** to finish. Click **Cancel** to quit.

7. Complete the LinkMaker screen:
- Choose the color for the title.
  - Leave the “Yes” button selected for “Available” to make the link appear on your course page.
  - Select whether or not you wish to track the number of views.
  - Select whether the link launches in an external window (recommended).
  - Submit the durable link to LinkMaker.

AMERICAN UNIVERSITY

Home Help Logout

My Institution Courses

COURSES > LINKMAKER TEST COURSE > CONTROL PANEL > ASSIGNMENTS > ADD LIBRARY RESOURCE LINK

### LIB Link Content Added

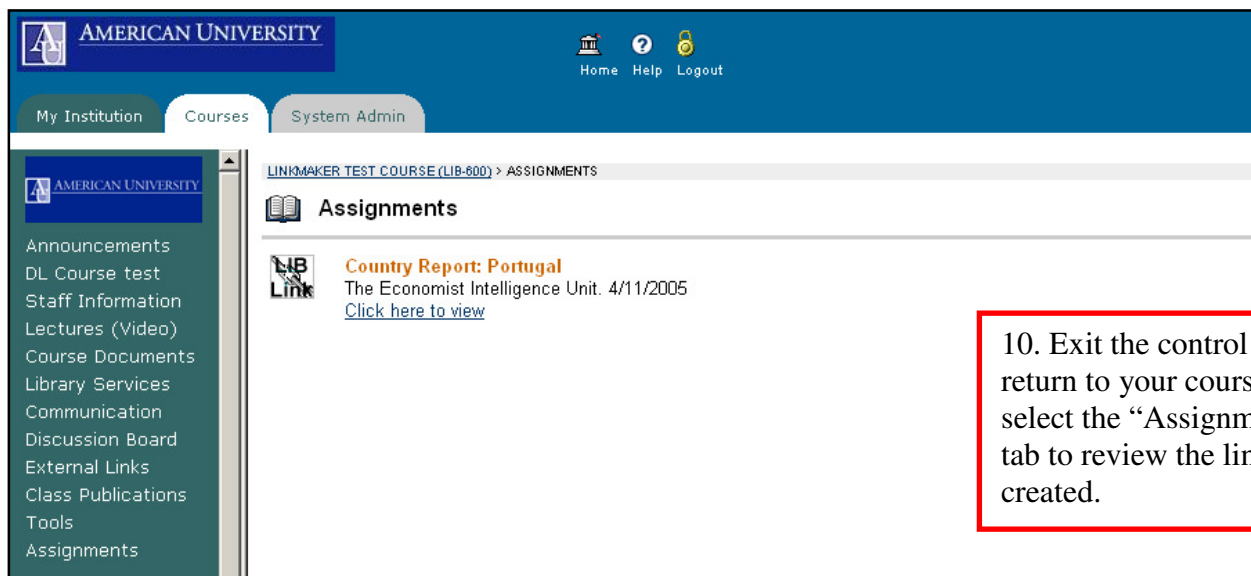
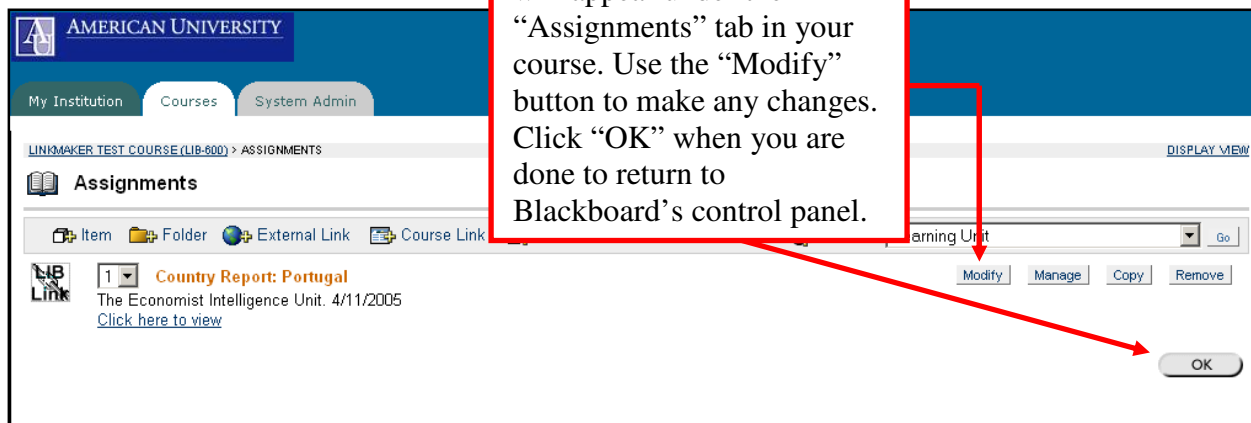
Content has been added. This link is **durable**; it is independent of your current session & will be proxied if needed for off-campus access.

[http://www.aladin.wrlc.org/Z-WEB/Aladin?req=db&key=ALADINPROXY&url=http://portal.eiu.com/index.asp?layout=displayIssueArticle&issue\\_id=608219460&opt=full](http://www.aladin.wrlc.org/Z-WEB/Aladin?req=db&key=ALADINPROXY&url=http://portal.eiu.com/index.asp?layout=displayIssueArticle&issue_id=608219460&opt=full)

Thursday, June 9, 2005 9:46:01 AM EDT

8. LinkMaker will display the durable URL and confirm that content has been added. Click “OK” to continue.

9. LinkMaker will display the link and citation as it will appear under the “Assignments” tab in your course. Use the “Modify” button to make any changes. Click “OK” when you are done to return to Blackboard’s control panel.



10. Exit the control panel, return to your course, and select the “Assignments” tab to review the link you created.

This help document was developed by the Electronic Resources Unit at American University. Feedback and suggestions on the documentation are welcome and may be sent to Victoria Chu, Electronic Resources Specialist, at [chu@american.edu](mailto:chu@american.edu).

Blackboard’s LinkMaker extension was developed by Kathy Kilduff and Don Gourley at WRLC.