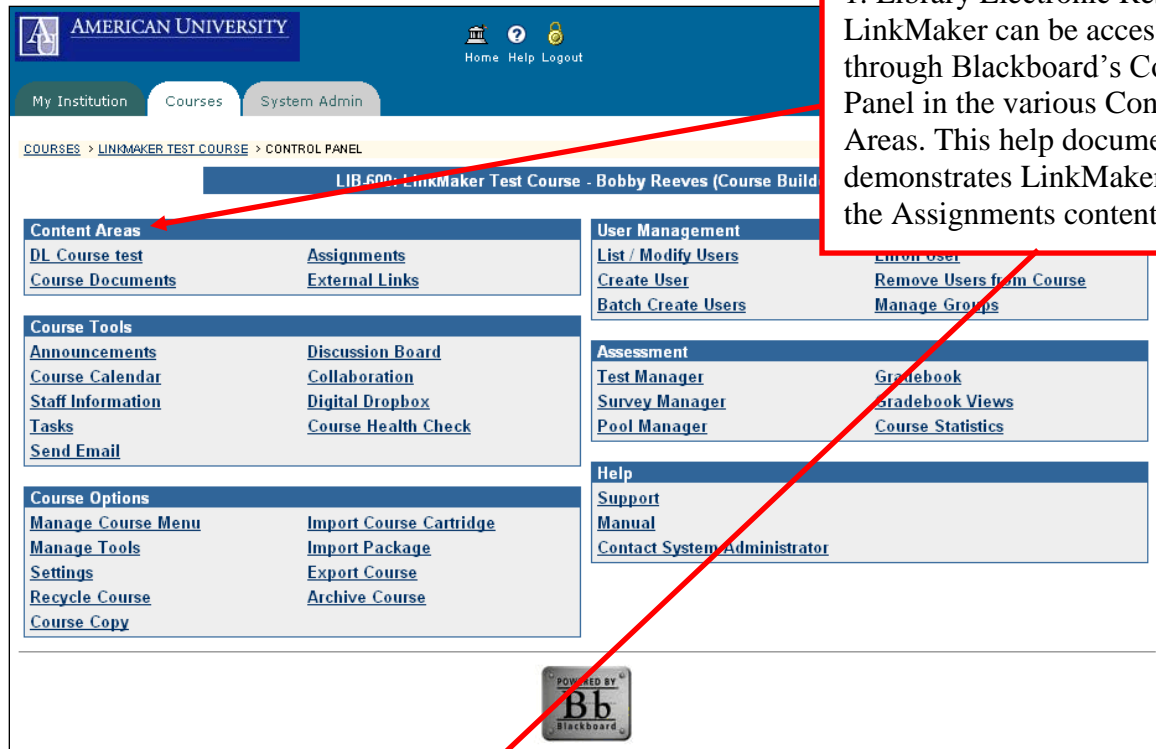


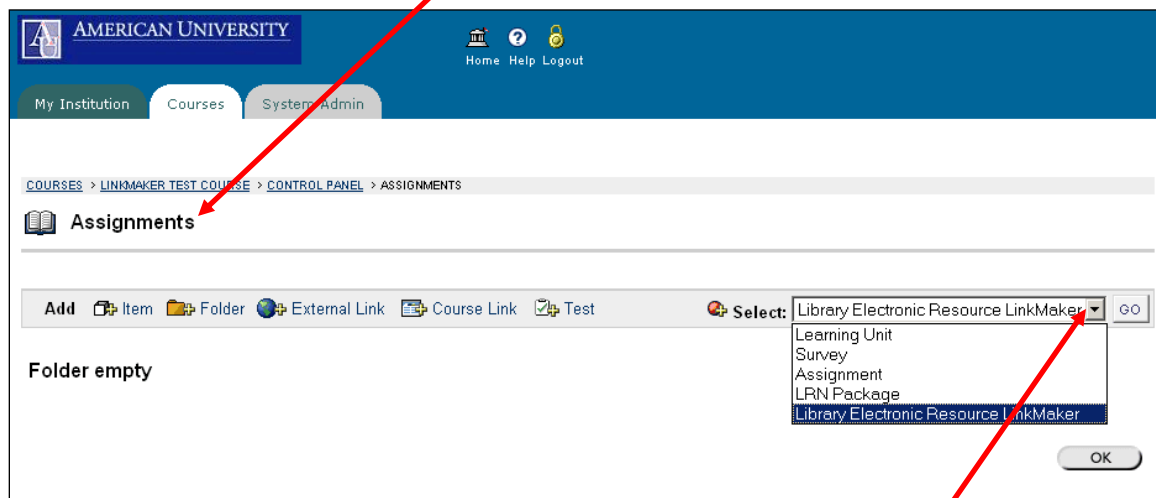
Using BlackBoard's LinkMaker program with *Eighteenth Century Collections Online*



The screenshot shows the BlackBoard Control Panel for a course titled "LIB 600: LinkMaker Test Course - Bobby Reeves (Course Build)". The "Content Areas" menu is expanded, showing options like "DL Course test", "Assignments", "Course Documents", and "External Links". A red arrow points from the "Assignments" link in this menu to the second screenshot.

AMERICAN UNIVERSITY
Home Help Logout
My Institution Courses System Admin
COURSES > LINKMAKER TEST COURSE > CONTROL PANEL
LIB 600: LinkMaker Test Course - Bobby Reeves (Course Build)
Content Areas
DL Course test Assignments
Course Documents External Links
Course Tools
Announcements Discussion Board
Course Calendar Collaboration
Staff Information Digital Dropbox
Tasks Course Health Check
Send Email
Course Options
Manage Course Menu Import Course Cartridge
Manage Tools Import Package
Settings Export Course
Recycle Course Archive Course
Course Copy
User Management
List / Modify Users Edit User
Create User Remove Users from Course
Batch Create Users Manage Groups
Assessment
Test Manager Gradebook
Survey Manager Gradebook Views
Pool Manager Course Statistics
Help
Support
Manual
Contact System Administrator
POWERED BY Blackboard

1. Library Electronic Resource LinkMaker can be accessed through Blackboard's Control Panel in the various Content Areas. This help document demonstrates LinkMaker within the Assignments content area.



The screenshot shows the "Assignments" page in BlackBoard. A red arrow points from the "Assignments" link in the first screenshot to this page. Below the "Assignments" header, there is a toolbar with options like "Add Item", "Folder", "External Link", "Course Link", and "Test". A "Select:" dropdown menu is open, showing options: "Library Electronic Resource LinkMaker", "Learning Unit", "Survey", "Assignment", "LRN Package", and "Library Electronic Resource LinkMaker". A "GO" button is next to the dropdown. The page content below says "Folder empty".

AMERICAN UNIVERSITY
Home Help Logout
My Institution Courses System Admin
COURSES > LINKMAKER TEST COURSE > CONTROL PANEL > ASSIGNMENTS
Assignments
Add Item Folder External Link Course Link Test
Select: Library Electronic Resource LinkMaker GO
Learning Unit
Survey
Assignment
LRN Package
Library Electronic Resource LinkMaker
Folder empty
OK

2. Click on the drop down arrow after the "Select" option, choose "Library Electronic Resource LinkMaker" and then click the "Go" button to access the LinkMaker function.

AMERICAN UNIVERSITY

Home Help Logout

My Institution Courses System Admin

COURSES > LINKMAKER TEST COURSE > CONTROL PANEL > ASSIGNMENTS > ADD LIBRARY RESOURCE LINK

Add Library Resource Link

1 Enter Information

Search Databases Library Catalog Reserves Staff Only LinkMaker Help: Help

Link URL, cut from window

Citation Information

Resource Title

Choose Color of the Title Pick

3. Click on the "Databases" button and then select *Eighteenth Century Collections Online* from the menu.

- Education Journals (ProQuest)
- Eighteenth Century Collections Online
- EIU Country Reports
- EIU Executive Briefing
- Gale Literary Databases (Gale) -NIM add local
- GovSearch (Carroll)
- Haw
- Hein
- ICPS
- IEEE
- IIMP
- IIPA

American University Bender Library

Eighteenth Century Collections Online

Help Search Tips Gale Databases Powered by InfoTrac

Basic Search Advanced Search Browse Authors Browse Works

Basic Search

Enter your search term(s) below. Use quotes for exact phrases.

Search type: Keyword SEARCH Clear Form

Limit by:

Year(s) of Publication: (yyyy-yyyy)

Include documents with no known publication date.

Subject Area:

- All
- History and Geography
- Fine Arts
- Social Sciences
- Medicine, Science and Technology
- Literature and Language
- Religion and Philosophy
- Law
- General Reference

To select multiple Subject Areas, hold down the Control key while making your selections.

Number of results per page: 10

4. Search *Eighteenth Century Collections Online** for the article that you want to create a link to.

* Note: This documentation assumes familiarity with *Eighteenth Century Collections Online*. If you need assistance in choosing or searching a particular database, contact a reference librarian by calling the AU reference desk at x3238.

Eighteenth Century Collections Online -- Search Display - Mozilla Firefox

http://galenet.galegroup.com/servlet/ECCO?dd=0&locID=wash11212&d1=0288201800&srchtp=b&SU=All&c=

Eighteenth Century Collections Online

American University Bender Library

GALE CENGAGE Learning
Powered by InfoTrac

Basic Search | Advanced Search | Browse Authors | Browse Works | Search History

Page Image Full View

Search Result 1 of 981

Reformat for Reading

Print/View PDF

Mark this page

Revise Search

Back to Results

Search This Work

Abbot, Abiel. *Traits of resemblance in the people of the United States of America to ancient Israel. sermon, delivered at Haverhill, on the twenty eighth ...* Haverhill [Mass.], --Dec. 1799. 24pp. *Religion and Philosophy*

[Full Citation](#) | [Table of Contents](#)

Page # Image # Scale Rotate

Title Page 2 of 24 GO 33% Original position

TRAITS OF RESEMBLANCE IN THE PEOPLE OF THE UNITED STATES OF AMERICA TO ANCIENT ISRAEL.

IN A

S E R M O N,

DELIVERED AT HAVERHILL,

ON THE

TWENTY-EIGHTH OF NOVEMBER, 1799,

THE DAY

5. Open the target article so the full-text is displayed on the screen. Complete citation information is located at the bottom of the screen.

6. Copy and paste the document URL and the citation information into LinkMaker. Edit the citation information as necessary.

AMERICAN UNIVERSITY

Home Help Logout

My Institution Courses System Admin

LINKMAKER TEST COURSE (LIB-600) > ASSIGNMENTS > ADD LIBRARY RESOURCE LINK

LIB Link Add Library Resource Link

1 Enter Information

Search [Databases] Library Catalog Reserves Staff Only LinkMaker Help: Help

Link URL, cut from window

http://galenet.galegroup.com/servlet/ECCO?dd=0&locID=wash11212&d1=0288201800&srchtp=b&SU=All&c=1&d2=2&docNum=CW3318931060&b0=united+states&h2=1&vrns=1.0&b1=KE&d6=2&ste=10&d4=0.33&stp=author&dc=t1PG&n=10&d5=d6

Citation Information

Haverhill [Mass.]. --Dec. 1799. Eighteenth Century Collections Online

Resource Title

Traits of resemblance in

Choose Color of the Title

Pick

Editing tip: Use your keyboard “Ctrl” + “c” keys to copy and “Ctrl” + “v” keys to paste highlighted text, or access an editing menu by highlighting the desired information and right-clicking your mouse.

AMERICAN UNIVERSITY

Home Help Logout

My Institution Courses System Admin

LINKMAKER TEST COURSE (LIB-600) > ASSIGNMENTS > ADD LIBRARY RESOURCE LINK

LIB Link Add Library Resource Link

































1 Enter Information

Search Databases Library Catalog Reserves Staff Only LinkMaker Help:

Link URL, cut from window

Citation Information

Resource Title

Choose Color of the Title
                                

9. LinkMaker will display the link and citation as it will appear under the “Assignments” tab in your course. Use the “Modify” button to make any changes. Click “OK” when you are done to return to Blackboard’s control panel.

The screenshot shows the Blackboard interface for the course 'LINKMAKER TEST COURSE (LIB-600)'. The 'Assignments' tab is active. A list of assignments is shown, with the first one selected: '1 Traits of resemblance in the people of the United States of America to ancient Israel.' The citation below reads: 'Haverhill [Mass.], --Dec. 1799. Eighteenth Century Collections Online. Gale Group. Click here to view'. To the right of the assignment, there are buttons for 'Modify', 'Manage', 'Copy', and 'Remove'. A red box highlights the 'OK' button at the bottom right of the interface.

10. Exit the control panel, return to your course, and select the “Assignments” tab to review the link you created.

The screenshot shows the Blackboard interface for the course 'LINKMAKER TEST COURSE (LIB-600)'. The 'Assignments' tab is selected in the course control panel. The left sidebar contains a list of navigation options: Announcements, DL Course test, Staff Information, Lectures (Video), Course Documents, Library Services, Communication, Discussion Board, External Links, Class Publications, Tools, and Assignments. The main content area shows the 'Assignments' tab with the same assignment as in the previous screenshot: '1 Traits of resemblance in the people of the United States of America to ancient Israel.' The citation below reads: 'Haverhill [Mass.], --Dec. 1799. Eighteenth Century Collections Online. Gale Group. Click here to view'. A red box highlights the 'Assignments' tab in the course control panel.

This help document was developed by the Electronic Resources Management Unit at the American University Library. Feedback and suggestions on the documentation are welcome and may be sent to liberm@american.edu.

Blackboard’s LinkMaker extension was developed by Kathy Kilduff and Don Gourley at WRLC.